


**It's An Easter
Egg Dice Toss!**




EARLY NUMERACY SKILLS FOR KINDERGARTEN

CREATED BY: LITTLE GENIUSES



It's An Easter Egg Dice Toss!



GAME # ONE INSTRUCTIONS:

Materials:

Each player needs their own coloring game board (#1 or #2). Two players can share one regular six sided die.

Getting Started:

Player One begins by rolling the regular die and looks for an egg that has the same number of pips/dots. Player One now looks at their color legend to see what color this egg must be colored.

Players alternate rolling and coloring in matching eggs. IF a player rolls a number and there are no eggs that contain this number of pips, they miss their turn. The first player to color all of their eggs is the **EGG DICE TOSS WINNER!**



Game Board
ONE

Roll the dice and
color in your eggs
using the color
legend in the basket.

WHITE

BLUE

PURPLE







GREEN

PINK

YELLOW

Game Board
TWO

Roll the dice and
color in your eggs
using the color
legend in the basket.





It's An Easter Egg Dice Toss!



TWO
PLAYERS

GAME # TWO INSTRUCTIONS:

Materials:


Each player needs their own coloring game board (#3 or #4). Two players can share one regular six- sided die.


Getting Started:

Player One begins by rolling the regular die and looks for an egg that has the same number. Player One now looks at their color legend to see what color this egg must be colored.

Players alternate rolling and coloring in matching eggs. IF a player rolls a number and there are no eggs that contain this number, they miss their turn. The first player to color all of their eggs is the.....







EGG DICE TOSS WINNER!






Game Board # THREE

Roll the dice and color in your eggs using the color legend in the basket.




YELLOW



BLUE



WHITE




GREEN



PINK



PURPLE



Four

Two



Roll the dice and color in your eggs using the color legend in the basket.

Game Board #FOUR



One

Two

Five

Three

Five

Four

Five


Six

Two


Six

One

Three



GREEN



BLUE




ORANGE



PURPLE



PINK



YELLOW



Egg-citing Shapes!



GAME # THREE INSTRUCTIONS:

Materials:

Each player needs their own coloring game board. Two players can share one regular six-sided die and set of crayons.


Getting Started:

Player One begins by rolling the regular die and looks at their SHAPE legend to see what shape on their BIG EGG that can be colored with a color of their choice.


Players alternate rolling and coloring in the matching shapes on their egg. IF a player rolls a number and there are no shapes that are left to color on their egg, they miss their turn. The first player to color all of their shapes is the EGG-CITING Shape Toss Winner.




Egg-citing Shapes!



STAR



OVAL



TRIANGLE



CIRCLE



HEART



Diamond





Copyright By
Cadamac Corp.




Roll the dice and color in your eggs using the color legend in the basket.

BONUS BOARD




YELLOW



BLUE



WHITE



GREEN



PINK



PURPLE

